


### Q1 Please indicate the school your child attends.

Answered: 113 Skipped: 0



# EIPS Parent Survey November 2015



| Answer Choices | Responses |
|----------------|-----------|
|----------------|-----------|

EIPS Parent Survey November 2015

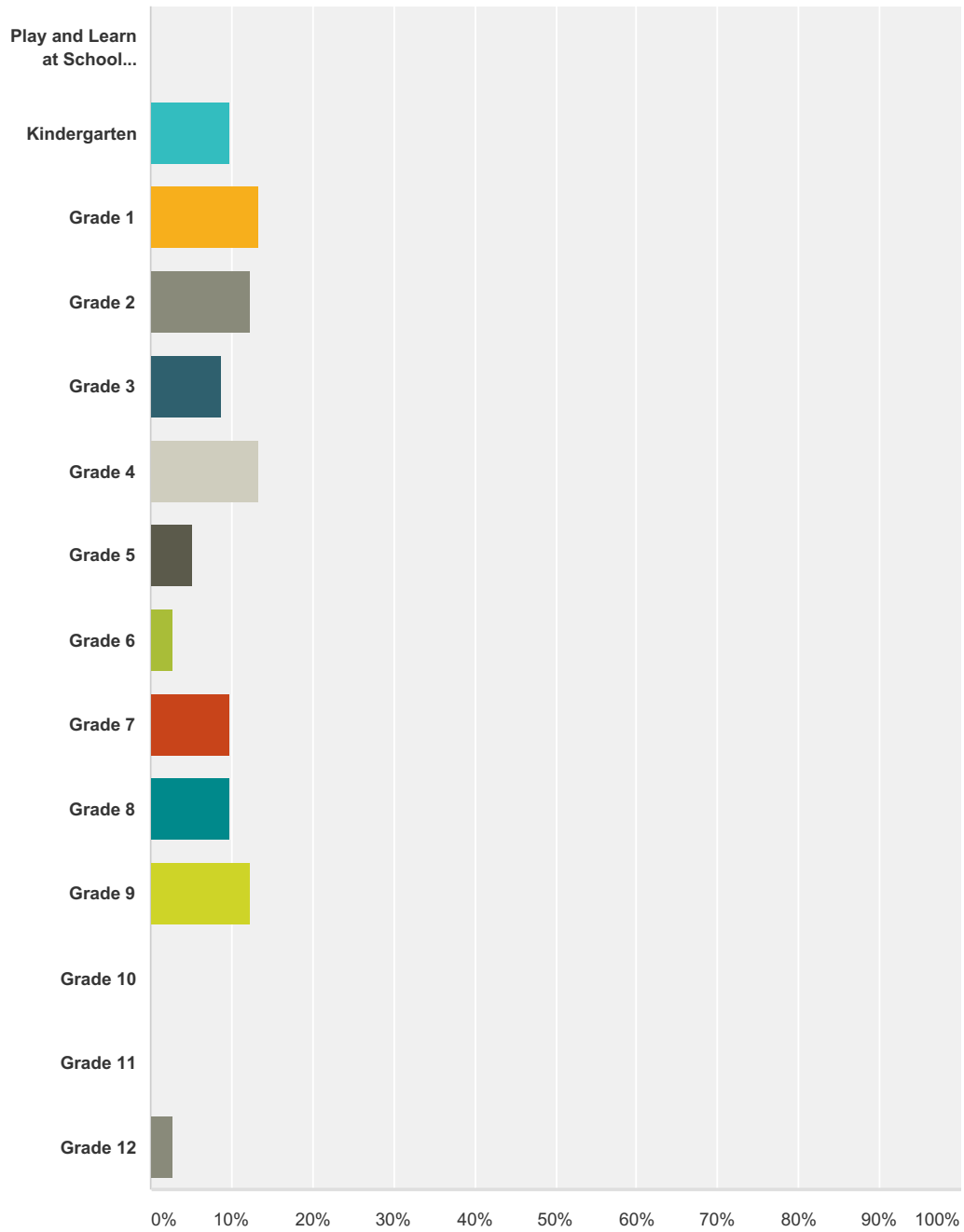
|                         |         |     |
|-------------------------|---------|-----|
| Lakeland Ridge          | 100.00% | 113 |
| A.L. Horton             | 0.00%   | 0   |
| Andrew                  | 0.00%   | 0   |
| Ardrossan Elementary    | 0.00%   | 0   |
| Ardrossan Junior Senior | 0.00%   | 0   |
| Bev Facey               | 0.00%   | 0   |
| Brentwood               | 0.00%   | 0   |
| Bruderheim              | 0.00%   | 0   |
| Clover Bar              | 0.00%   | 0   |
| Ecole Campbelltown      | 0.00%   | 0   |
| Ecole Parc              | 0.00%   | 0   |
| F.R. Haythorne          | 0.00%   | 0   |
| Ft. Sask. Christian     | 0.00%   | 0   |
| Ft. Sask. Elementary    | 0.00%   | 0   |
| Ft. Sask. Sr. High      | 0.00%   | 0   |
| Fultonvale              | 0.00%   | 0   |
| Glen Allan              | 0.00%   | 0   |
| James Mowat             | 0.00%   | 0   |
| Lamont Elementary       | 0.00%   | 0   |
| Lamont High             | 0.00%   | 0   |
| Mills Haven             | 0.00%   | 0   |
| Ministik                | 0.00%   | 0   |
| Mundare                 | 0.00%   | 0   |
| NextStep/Outreach       | 0.00%   | 0   |
| Pine Street             | 0.00%   | 0   |
| Rudolph Hennig          | 0.00%   | 0   |
| Salisbury               | 0.00%   | 0   |
| Sherwood Heights        | 0.00%   | 0   |
| SCA Elementary          | 0.00%   | 0   |
| SCA Secondary           | 0.00%   | 0   |
| Uncas                   | 0.00%   | 0   |
| Vegreville Composite    | 0.00%   | 0   |
| Wes Hosford             | 0.00%   | 0   |
| Westboro                | 0.00%   | 0   |

## EIPS Parent Survey November 2015

|                  |       |            |
|------------------|-------|------------|
| Win Ferguson     | 0.00% | 0          |
| Woodbridge Farms | 0.00% | 0          |
| Wye              | 0.00% | 0          |
| <b>Total</b>     |       | <b>113</b> |

## Q2 Please indicate your child's grade.

Answered: 113 Skipped: 0



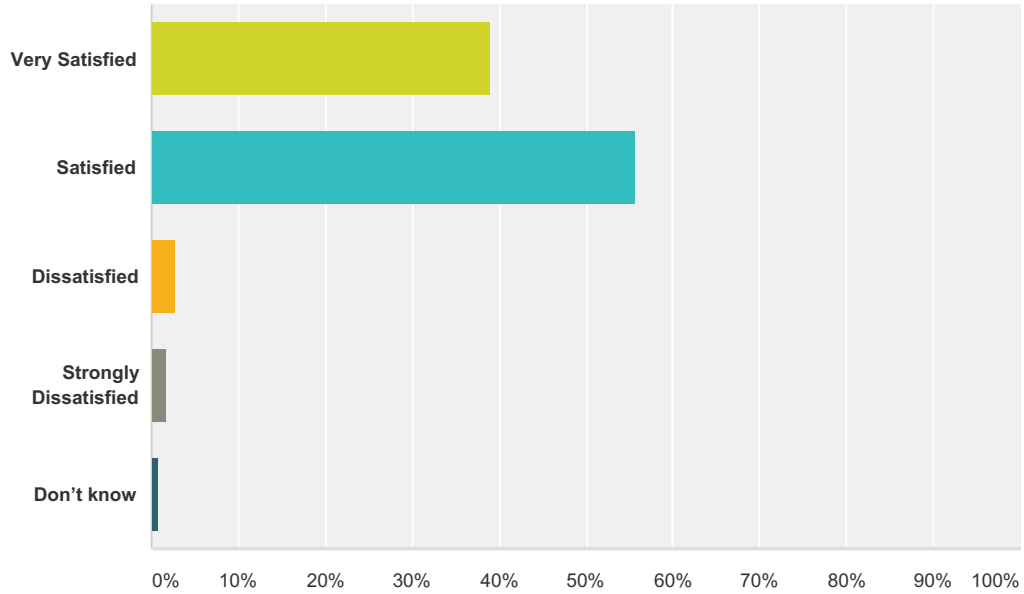
| Answer Choices                  | Responses |
|---------------------------------|-----------|
| Play and Learn at School (PALS) | 0.00% 0   |
| Kindergarten                    | 9.73% 11  |
| Grade 1                         | 13.27% 15 |
| Grade 2                         | 12.39% 14 |
| Grade 3                         | 8.85% 10  |

## EIPS Parent Survey November 2015

|              |        |            |
|--------------|--------|------------|
| Grade 4      | 13.27% | 15         |
| Grade 5      | 5.31%  | 6          |
| Grade 6      | 2.65%  | 3          |
| Grade 7      | 9.73%  | 11         |
| Grade 8      | 9.73%  | 11         |
| Grade 9      | 12.39% | 14         |
| Grade 10     | 0.00%  | 0          |
| Grade 11     | 0.00%  | 0          |
| Grade 12     | 2.65%  | 3          |
| <b>Total</b> |        | <b>113</b> |

### Q3 How satisfied are you with the quality of education that your child is receiving at his/her school?

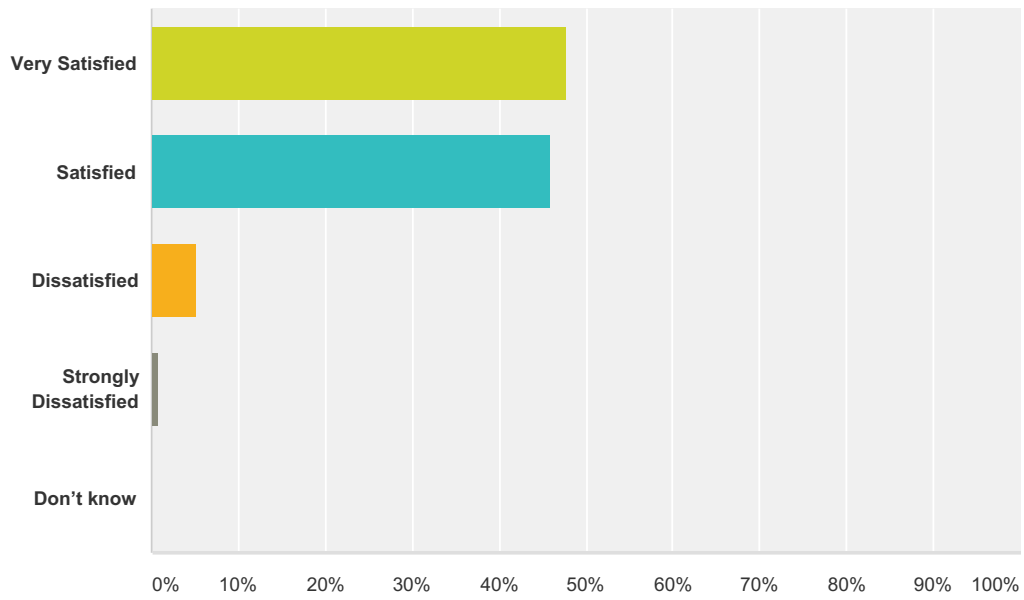
Answered: 113 Skipped: 0



| Answer Choices        | Responses |            |
|-----------------------|-----------|------------|
| Very Satisfied        | 38.94%    | 44         |
| Satisfied             | 55.75%    | 63         |
| Dissatisfied          | 2.65%     | 3          |
| Strongly Dissatisfied | 1.77%     | 2          |
| Don't know            | 0.88%     | 1          |
| <b>Total</b>          |           | <b>113</b> |

### Q4 How satisfied are you with the quality of teaching at your child's school?

Answered: 113 Skipped: 0

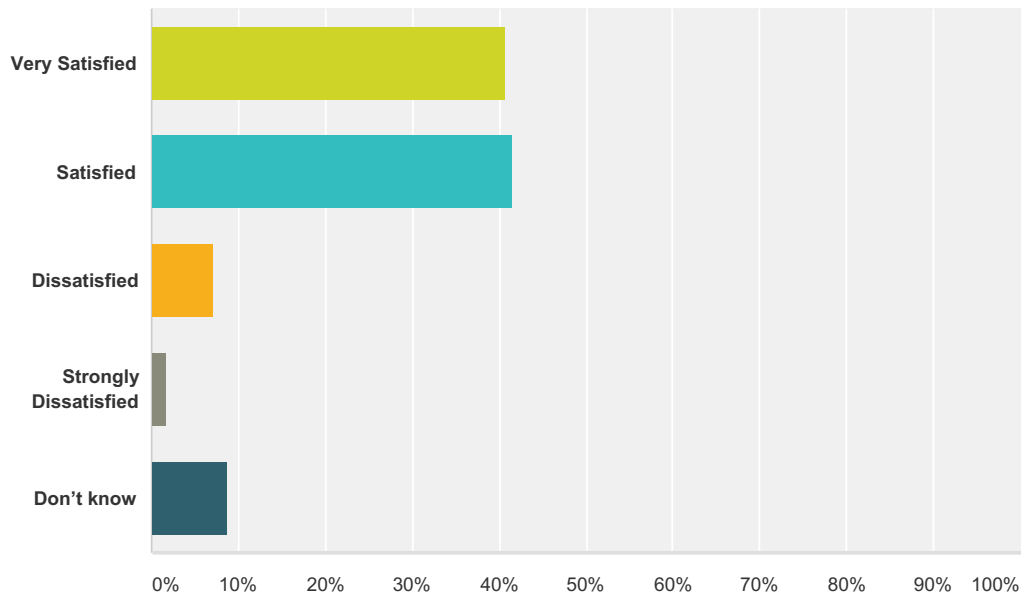


| Answer Choices        | Responses |            |
|-----------------------|-----------|------------|
| Very Satisfied        | 47.79%    | 54         |
| Satisfied             | 46.02%    | 52         |
| Dissatisfied          | 5.31%     | 6          |
| Strongly Dissatisfied | 0.88%     | 1          |
| Don't know            | 0.00%     | 0          |
| <b>Total</b>          |           | <b>113</b> |



### Q5 How satisfied are you with the leadership in your child's school?

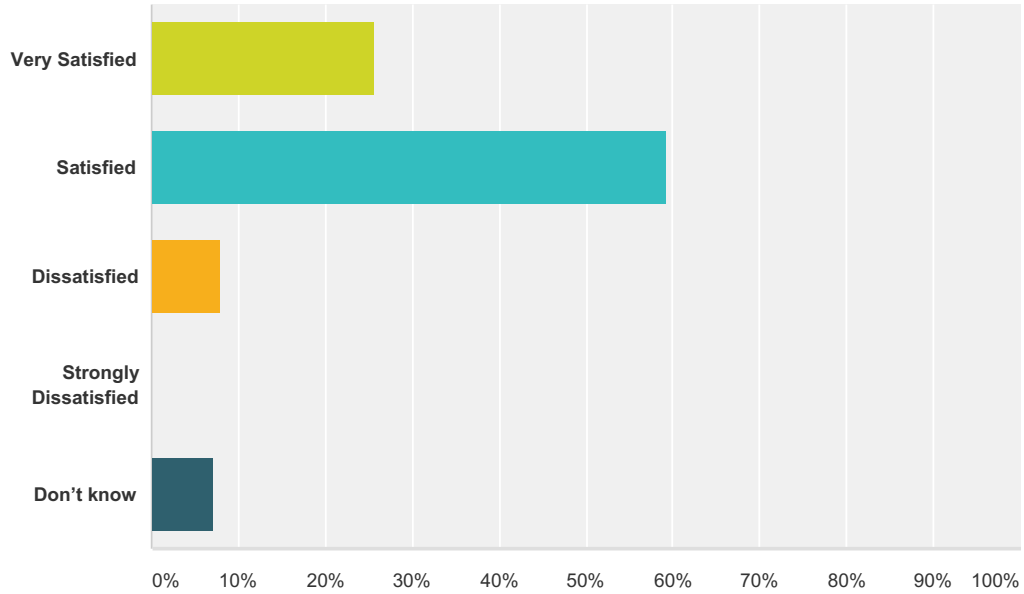
Answered: 113 Skipped: 0



| Answer Choices        | Responses | Count      |
|-----------------------|-----------|------------|
| Very Satisfied        | 40.71%    | 46         |
| Satisfied             | 41.59%    | 47         |
| Dissatisfied          | 7.08%     | 8          |
| Strongly Dissatisfied | 1.77%     | 2          |
| Don't know            | 8.85%     | 10         |
| <b>Total</b>          |           | <b>113</b> |

### Q6 How satisfied are you with the opportunity to be involved in decisions at your child's school?

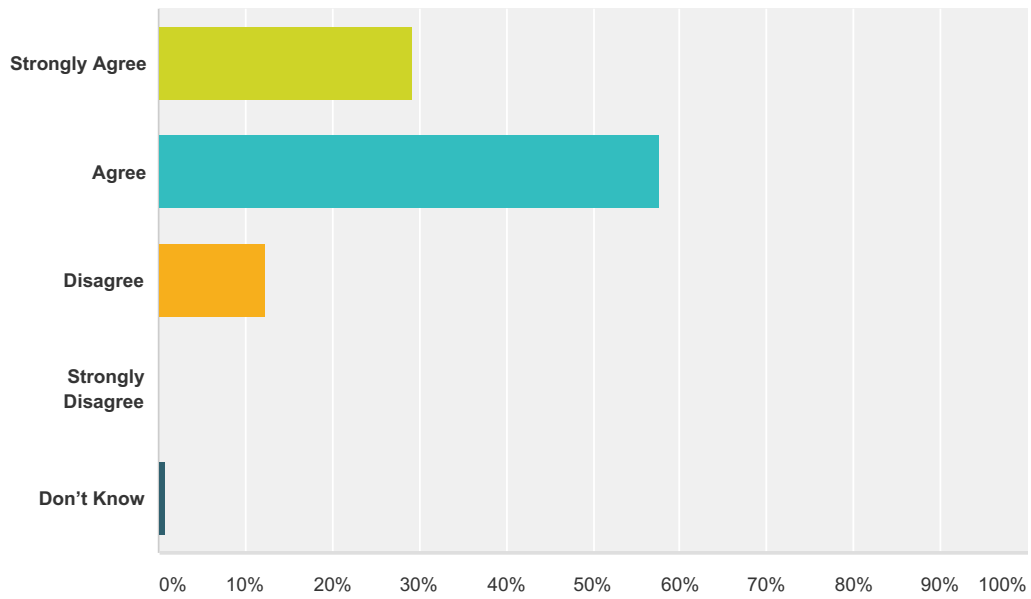
Answered: 113 Skipped: 0



| Answer Choices        | Responses |            |
|-----------------------|-----------|------------|
| Very Satisfied        | 25.66%    | 29         |
| Satisfied             | 59.29%    | 67         |
| Dissatisfied          | 7.96%     | 9          |
| Strongly Dissatisfied | 0.00%     | 0          |
| Don't know            | 7.08%     | 8          |
| <b>Total</b>          |           | <b>113</b> |

### Q7 My child's individual needs are met.

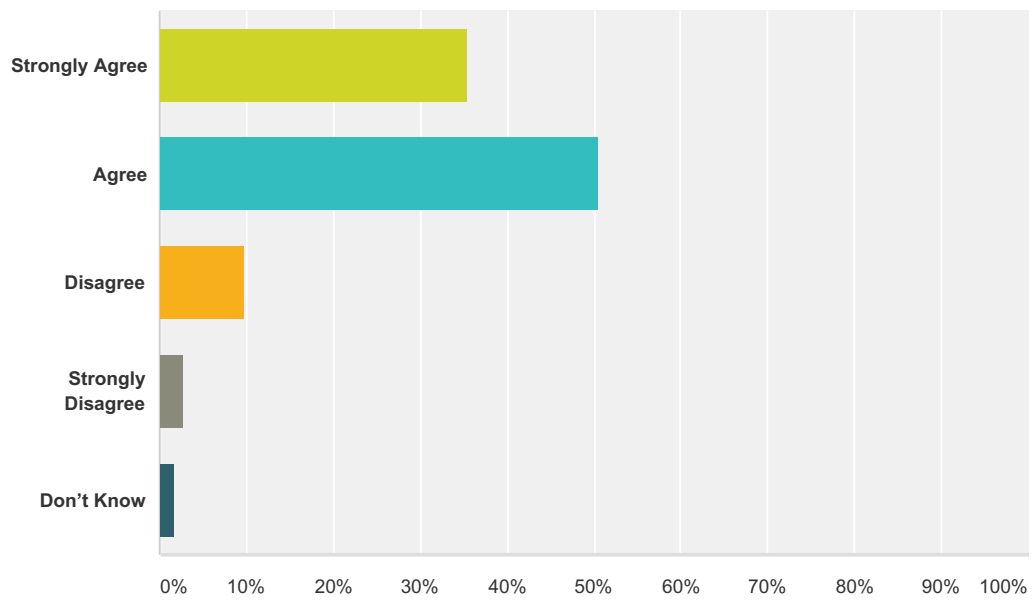
Answered: 113 Skipped: 0



| Answer Choices    | Responses |            |
|-------------------|-----------|------------|
| Strongly Agree    | 29.20%    | 33         |
| Agree             | 57.52%    | 65         |
| Disagree          | 12.39%    | 14         |
| Strongly Disagree | 0.00%     | 0          |
| Don't Know        | 0.88%     | 1          |
| <b>Total</b>      |           | <b>113</b> |

**Q8 The school keeps me informed about my child's progress and achievement.**

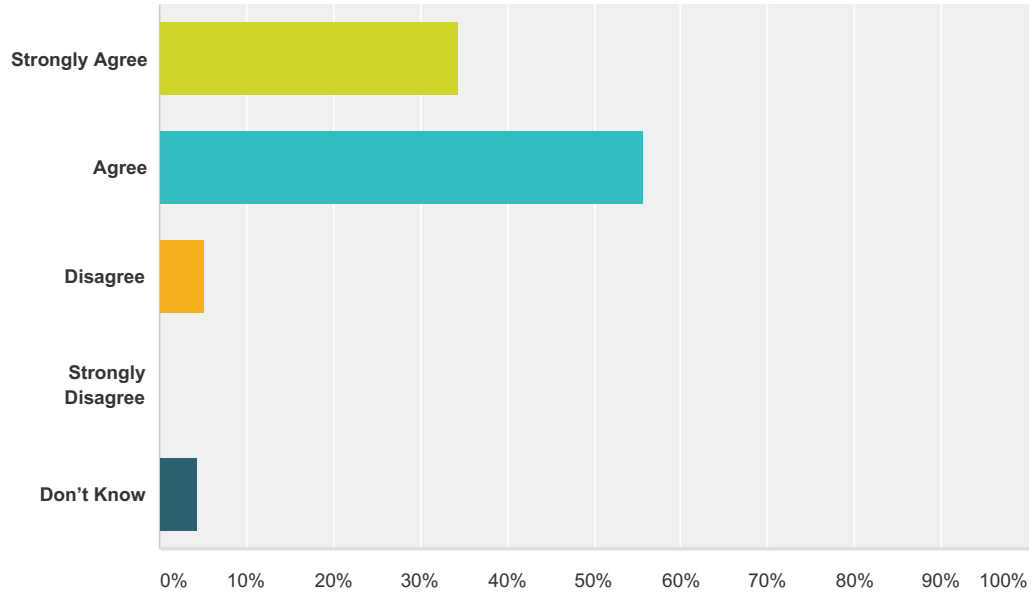
Answered: 113 Skipped: 0



| Answer Choices    | Responses | Count      |
|-------------------|-----------|------------|
| Strongly Agree    | 35.40%    | 40         |
| Agree             | 50.44%    | 57         |
| Disagree          | 9.73%     | 11         |
| Strongly Disagree | 2.65%     | 3          |
| Don't Know        | 1.77%     | 2          |
| <b>Total</b>      |           | <b>113</b> |

**Q9 The rights and responsibilities of citizenship are reinforced in my child's school.**

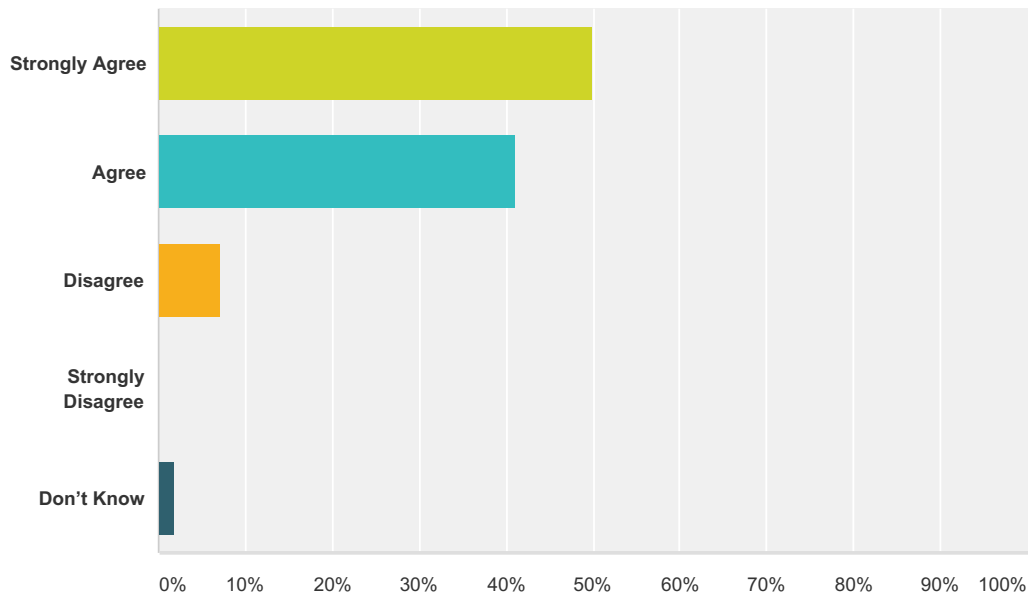
Answered: 113 Skipped: 0



| Answer Choices    | Responses |            |
|-------------------|-----------|------------|
| Strongly Agree    | 34.51%    | 39         |
| Agree             | 55.75%    | 63         |
| Disagree          | 5.31%     | 6          |
| Strongly Disagree | 0.00%     | 0          |
| Don't Know        | 4.42%     | 5          |
| <b>Total</b>      |           | <b>113</b> |

### Q10 The school staff care about my child.

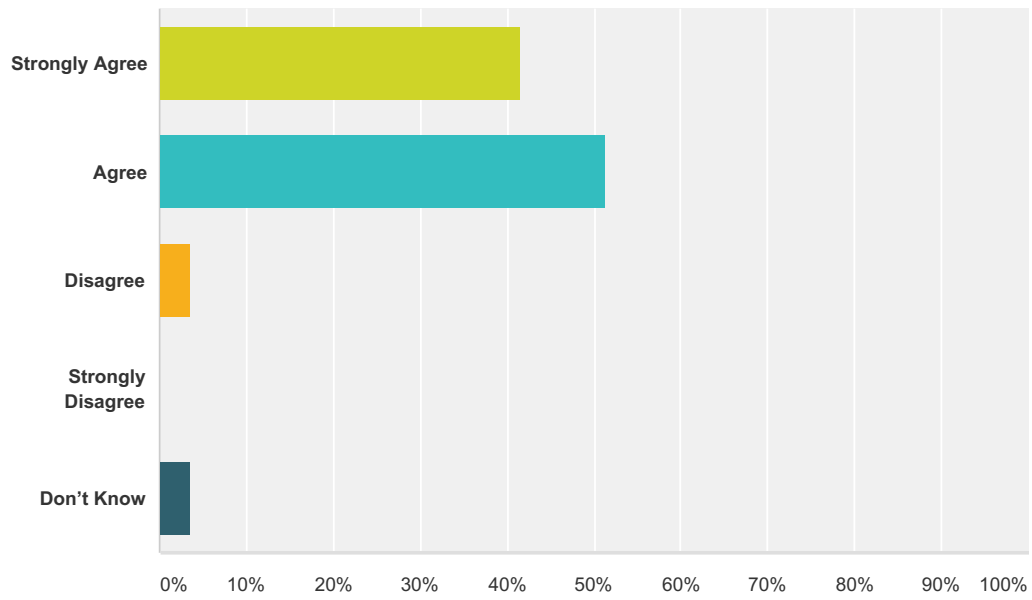
Answered: 112 Skipped: 1



| Answer Choices    | Responses |            |
|-------------------|-----------|------------|
| Strongly Agree    | 50.00%    | 56         |
| Agree             | 41.07%    | 46         |
| Disagree          | 7.14%     | 8          |
| Strongly Disagree | 0.00%     | 0          |
| Don't Know        | 1.79%     | 2          |
| <b>Total</b>      |           | <b>112</b> |

### Q11 My child is encouraged at school to do his or her best.

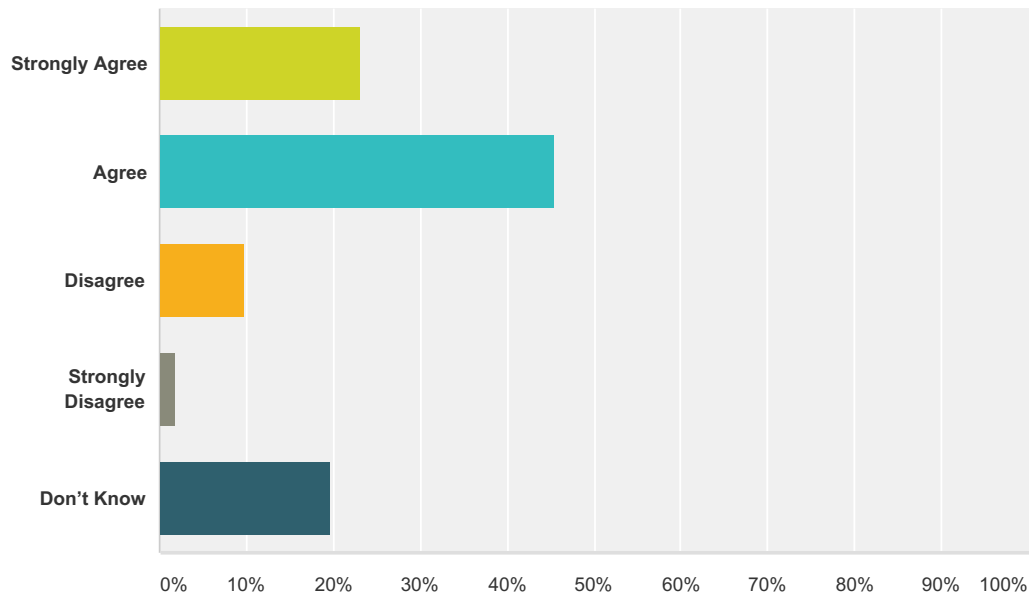
Answered: 113 Skipped: 0



| Answer Choices    | Responses |            |
|-------------------|-----------|------------|
| Strongly Agree    | 41.59%    | 47         |
| Agree             | 51.33%    | 58         |
| Disagree          | 3.54%     | 4          |
| Strongly Disagree | 0.00%     | 0          |
| Don't Know        | 3.54%     | 4          |
| <b>Total</b>      |           | <b>113</b> |

### Q12 Discipline is handled in a fair and reasonable manner in my child's school.

Answered: 112 Skipped: 1

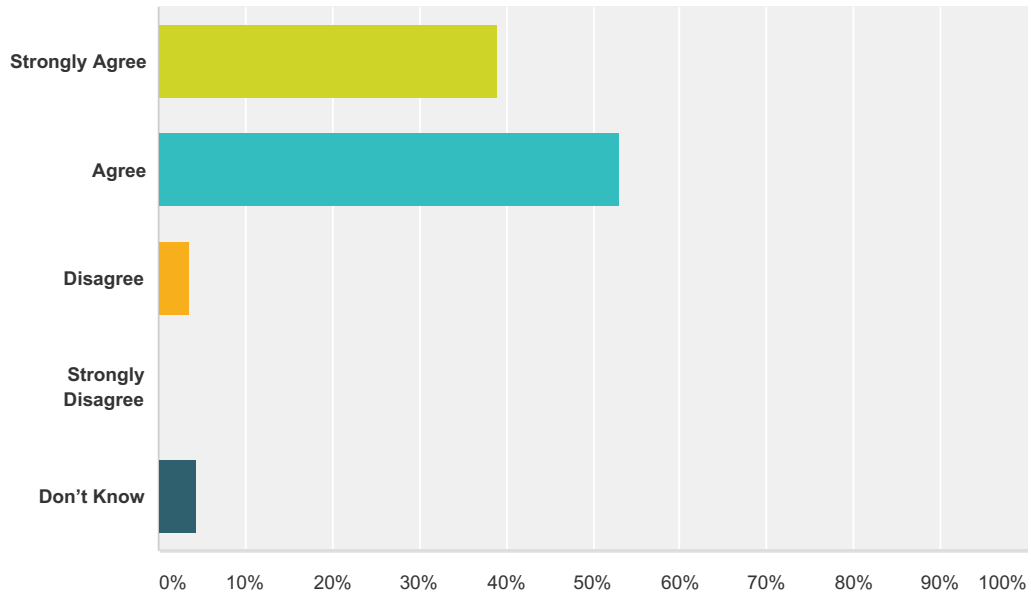


| Answer Choices    | Responses |            |
|-------------------|-----------|------------|
| Strongly Agree    | 23.21%    | 26         |
| Agree             | 45.54%    | 51         |
| Disagree          | 9.82%     | 11         |
| Strongly Disagree | 1.79%     | 2          |
| Don't Know        | 19.64%    | 22         |
| <b>Total</b>      |           | <b>112</b> |



### Q13 My child's school is safe.

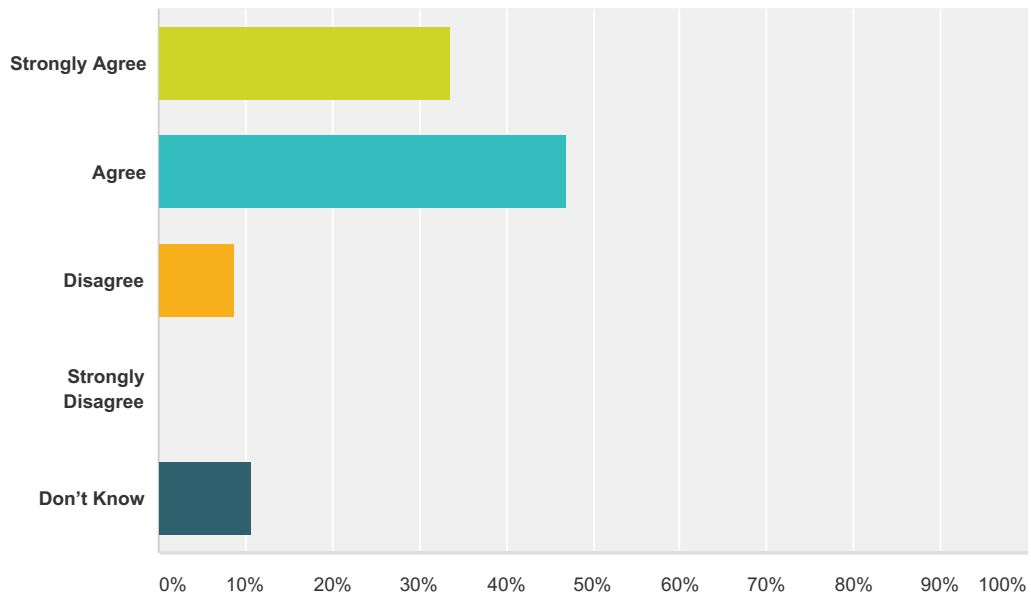
Answered: 113 Skipped: 0



| Answer Choices    | Responses |            |
|-------------------|-----------|------------|
| Strongly Agree    | 38.94%    | 44         |
| Agree             | 53.10%    | 60         |
| Disagree          | 3.54%     | 4          |
| Strongly Disagree | 0.00%     | 0          |
| Don't Know        | 4.42%     | 5          |
| <b>Total</b>      |           | <b>113</b> |

### Q14 There is open and honest communication within my child's school.

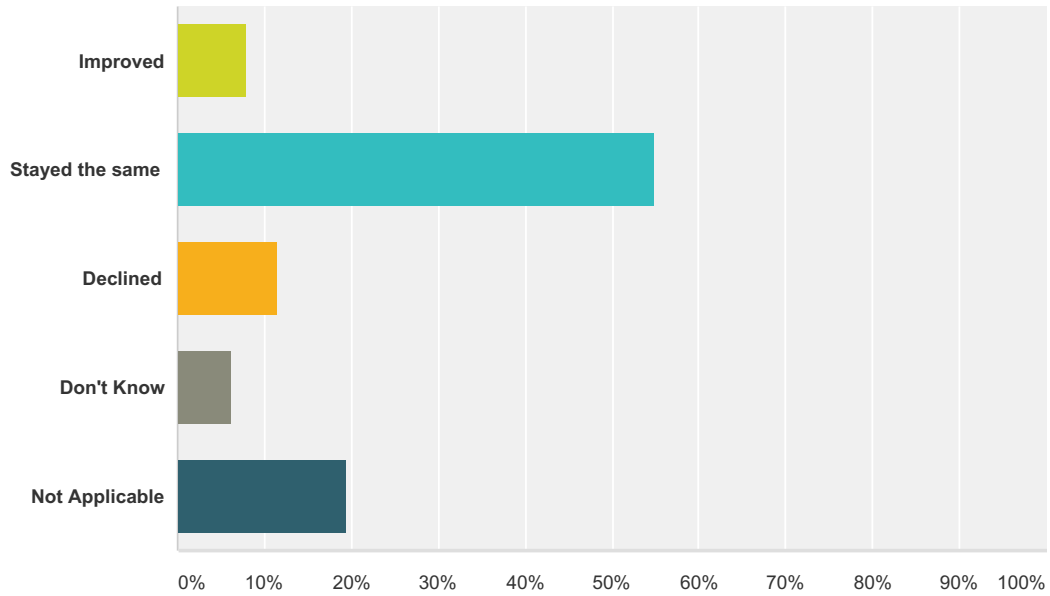
Answered: 113 Skipped: 0



| Answer Choices    | Responses |            |
|-------------------|-----------|------------|
| Strongly Agree    | 33.63%    | 38         |
| Agree             | 46.90%    | 53         |
| Disagree          | 8.85%     | 10         |
| Strongly Disagree | 0.00%     | 0          |
| Don't Know        | 10.62%    | 12         |
| <b>Total</b>      |           | <b>113</b> |

**Q15 In your opinion, has the quality of education that your child experienced at school improved, stayed the same, or declined in the past three years.**

Answered: 113 Skipped: 0



| Answer Choices  | Responses  |
|-----------------|------------|
| Improved        | 7.96% 9    |
| Stayed the same | 54.87% 62  |
| Declined        | 11.50% 13  |
| Don't Know      | 6.19% 7    |
| Not Applicable  | 19.47% 22  |
| <b>Total</b>    | <b>113</b> |