

# Q1 Please indicate the school your child attends.

Answered: 130 Skipped: 0



# EIPS Parent Survey 2017-18



ANSWER CHOICES	RESPONSES
A.L. Horton Elementary	0.00% <span style="float: right; margin-right: 20px;">0</span>

## EIPS Parent Survey 2017-18

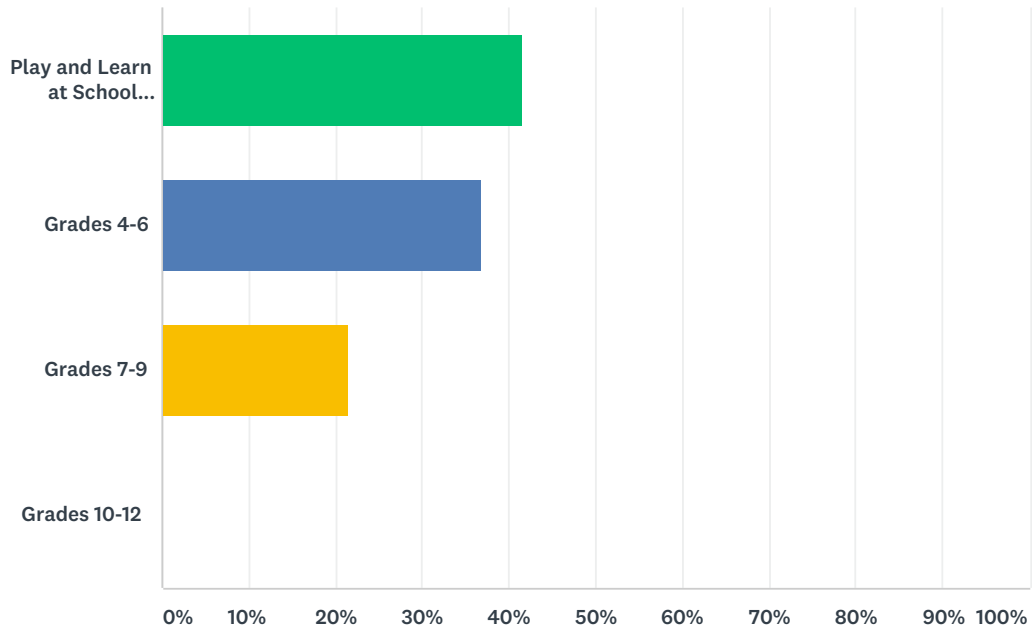
Andrew School	0.00%	0
Ardrossan Elementary	0.00%	0
Ardrossan Junior Senior High	0.00%	0
Bev Facey Community High	0.00%	0
Brentwood Elementary	0.00%	0
Bruderheim School	0.00%	0
Clover Bar Junior High	0.00%	0
École Campbelltown	0.00%	0
École Parc Élémentaire	0.00%	0
F.R. Haythorne Junior High	0.00%	0
Fort Saskatchewan Christian	0.00%	0
Fort Saskatchewan Elementary	0.00%	0
Fort Saskatchewan Senior High	0.00%	0
Fultonvale Elementary Junior High	0.00%	0
Glen Allan Elementary	0.00%	0
James Mowat Elementary	0.00%	0
Lakeland Ridge	100.00%	130
Lamont Elementary	0.00%	0
Lamont High	0.00%	0
Mills Haven Elementary	0.00%	0
Mundare School	0.00%	0
Next Step/Outreach	0.00%	0
Pine Street Elementary	0.00%	0
Rudolph Hennig Junior High	0.00%	0
Salisbury Composite High	0.00%	0
Sherwood Heights Junior High	0.00%	0
SouthPointe School	0.00%	0
Strathcona Christian Academy Elementary	0.00%	0
Strathcona Christian Academy Secondary	0.00%	0
Uncas Elementary	0.00%	0
Vegreville Composite High	0.00%	0
Wes Hosford Elementary	0.00%	0
Westboro Elementary	0.00%	0
Win Ferguson Elementary	0.00%	0

## EIPS Parent Survey 2017-18

Woodbridge Farms Elementary	0.00%	0
Wye Elementary	0.00%	0
TOTAL		130

## Q2 Please indicate your child's grade.

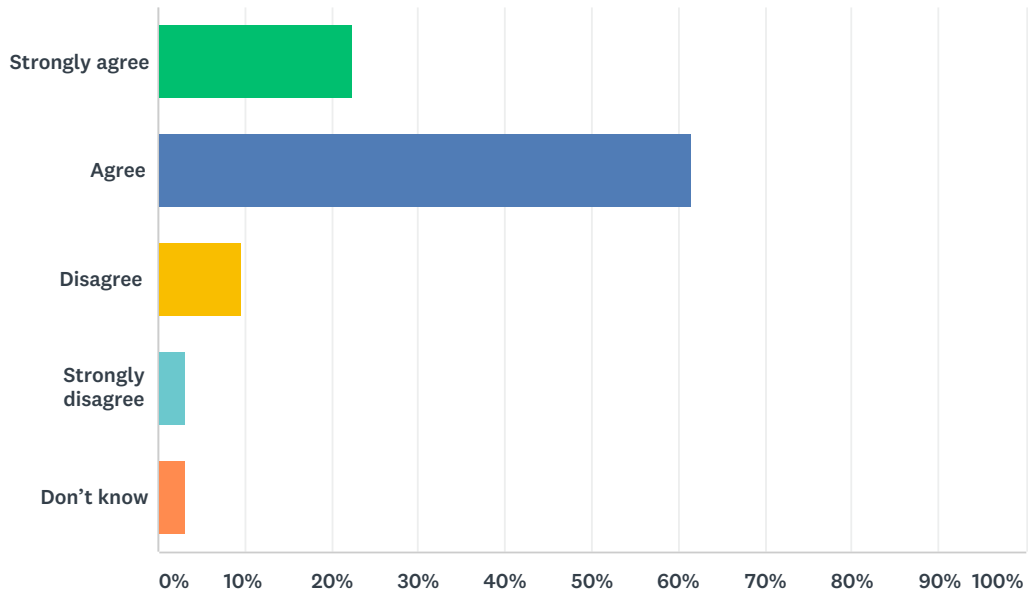
Answered: 130 Skipped: 0



ANSWER CHOICES	RESPONSES	
Play and Learn at School (PALS) Kindergarten Grades 1-3	41.54%	54
Grades 4-6	36.92%	48
Grades 7-9	21.54%	28
Grades 10-12	0.00%	0
<b>TOTAL</b>		<b>130</b>

### Q3 My child's individual needs are met.

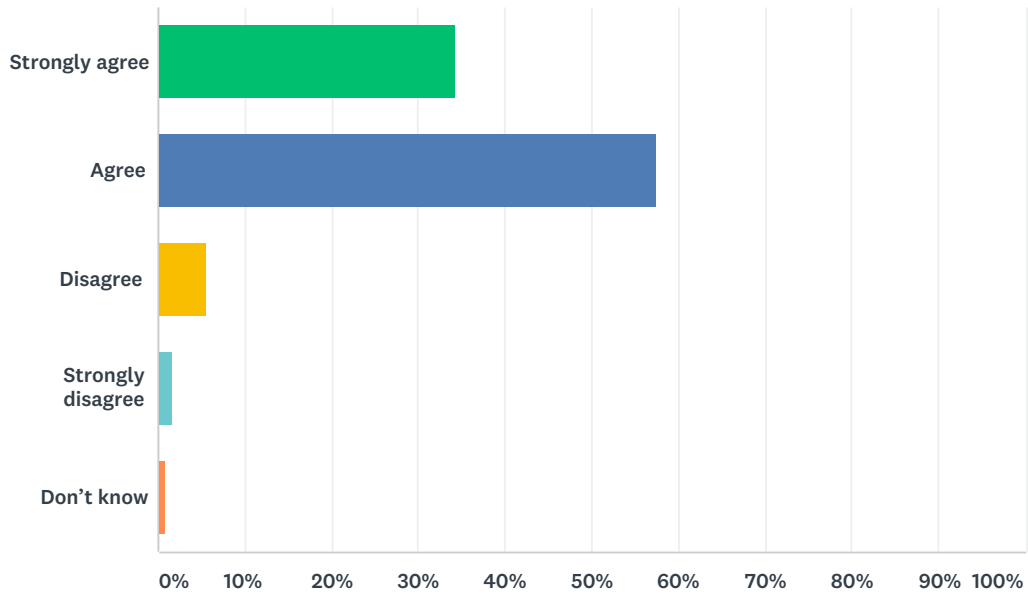
Answered: 125 Skipped: 5



ANSWER CHOICES	RESPONSES	
Strongly agree	22.40%	28
Agree	61.60%	77
Disagree	9.60%	12
Strongly disagree	3.20%	4
Don't know	3.20%	4
<b>TOTAL</b>		<b>125</b>

### Q4 My child is encouraged at school to do his or her best.

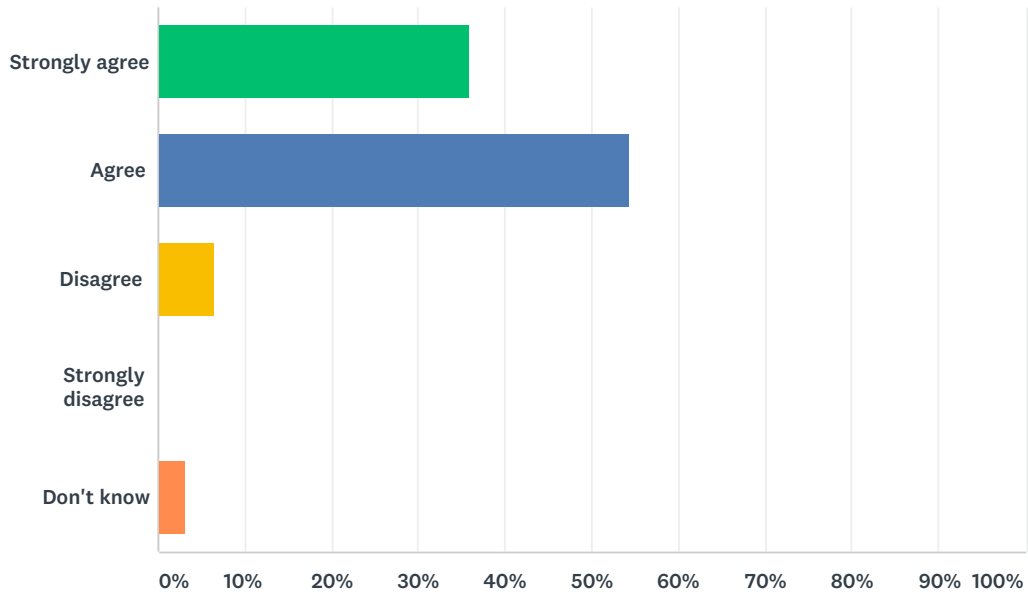
Answered: 125 Skipped: 5



ANSWER CHOICES	RESPONSES	
Strongly agree	34.40%	43
Agree	57.60%	72
Disagree	5.60%	7
Strongly disagree	1.60%	2
Don't know	0.80%	1
<b>TOTAL</b>		<b>125</b>

### Q5 My child is demonstrating growth in literacy.

Answered: 125 Skipped: 5

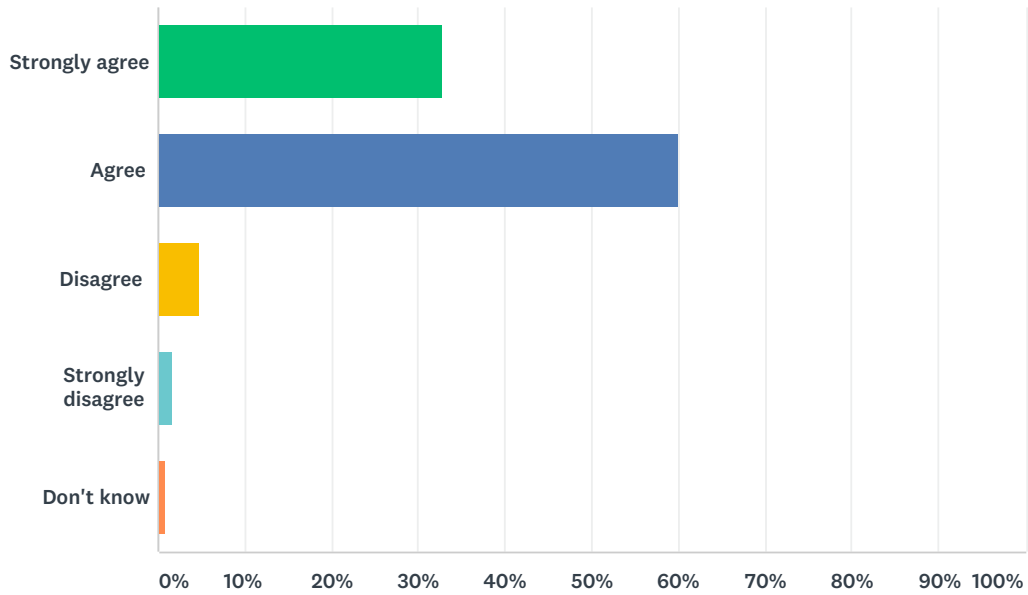


ANSWER CHOICES	RESPONSES	
Strongly agree	36.00%	45
Agree	54.40%	68
Disagree	6.40%	8
Strongly disagree	0.00%	0
Don't know	3.20%	4
<b>TOTAL</b>		<b>125</b>



## Q6 My child is demonstrating growth in numeracy.

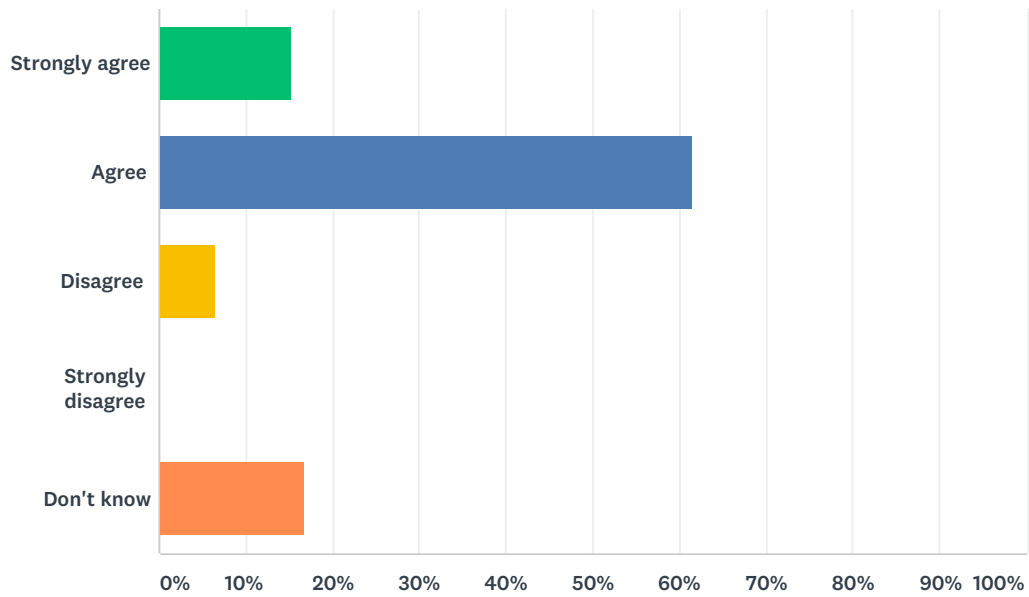
Answered: 125 Skipped: 5



ANSWER CHOICES	RESPONSES	
Strongly agree	32.80%	41
Agree	60.00%	75
Disagree	4.80%	6
Strongly disagree	1.60%	2
Don't know	0.80%	1
<b>TOTAL</b>		<b>125</b>

## Q7 My child has an understanding of First Nations, Métis and Inuit culture and history.

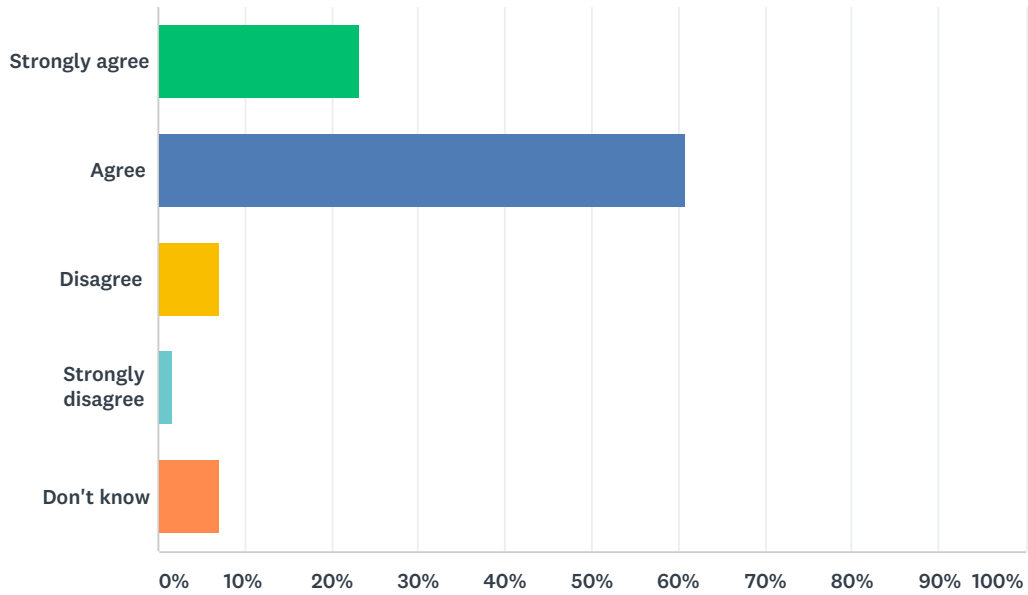
Answered: 125 Skipped: 5



ANSWER CHOICES	RESPONSES	
Strongly agree	15.20%	19
Agree	61.60%	77
Disagree	6.40%	8
Strongly disagree	0.00%	0
Don't know	16.80%	21
<b>TOTAL</b>		<b>125</b>

## Q8 My child is being taught knowledge, skills and attitudes necessary to be successful in life.

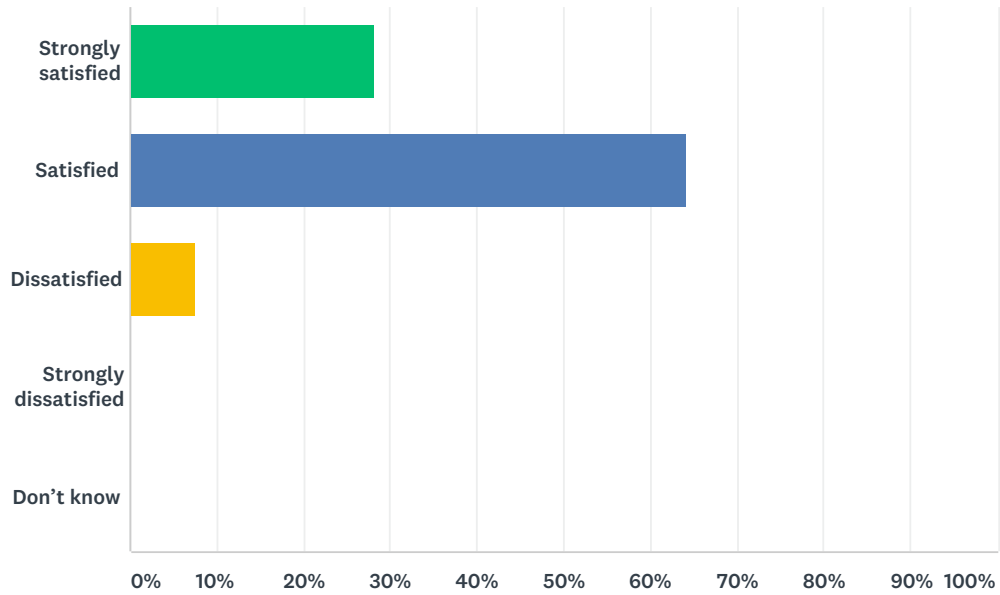
Answered: 125 Skipped: 5



ANSWER CHOICES	RESPONSES	
Strongly agree	23.20%	29
Agree	60.80%	76
Disagree	7.20%	9
Strongly disagree	1.60%	2
Don't know	7.20%	9
<b>TOTAL</b>		<b>125</b>

## Q9 How satisfied are you with the quality of education your child is receiving at his or her school?

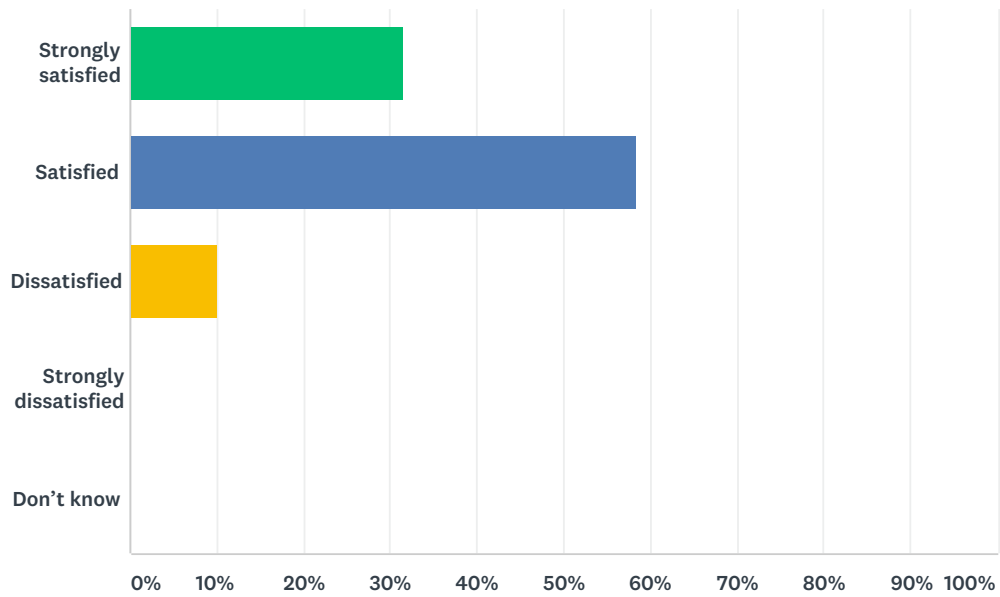
Answered: 120 Skipped: 10



ANSWER CHOICES	RESPONSES	
Strongly satisfied	28.33%	34
Satisfied	64.17%	77
Dissatisfied	7.50%	9
Strongly dissatisfied	0.00%	0
Don't know	0.00%	0
<b>TOTAL</b>		<b>120</b>

## Q10 How satisfied are you with the quality of teaching at your child's school?

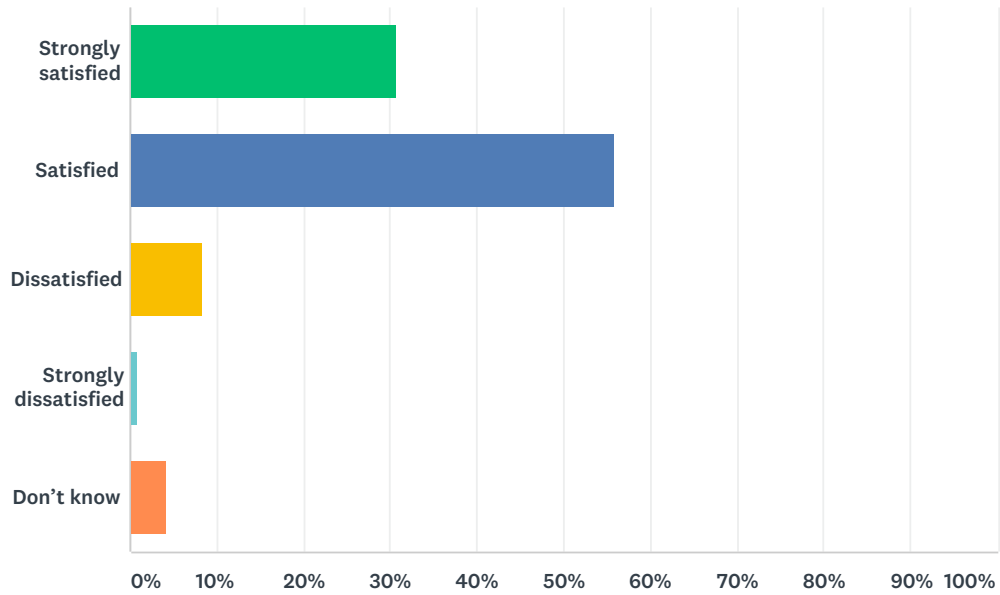
Answered: 120 Skipped: 10



ANSWER CHOICES	RESPONSES	
Strongly satisfied	31.67%	38
Satisfied	58.33%	70
Dissatisfied	10.00%	12
Strongly dissatisfied	0.00%	0
Don't know	0.00%	0
<b>TOTAL</b>		<b>120</b>

## Q11 How satisfied are you with the leadership in your child's school?

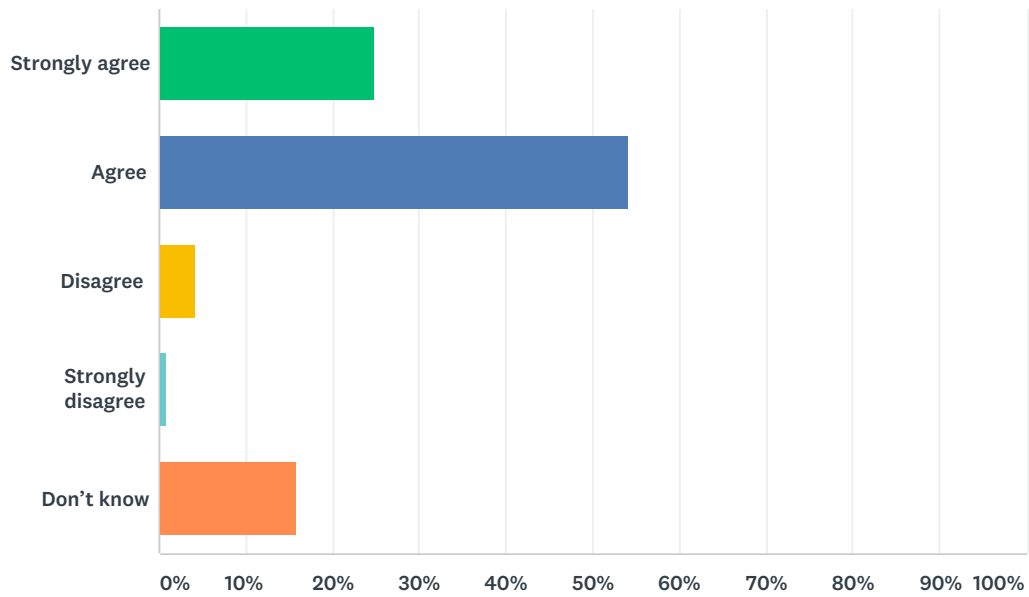
Answered: 120 Skipped: 10



ANSWER CHOICES	RESPONSES	
Strongly satisfied	30.83%	37
Satisfied	55.83%	67
Dissatisfied	8.33%	10
Strongly dissatisfied	0.83%	1
Don't know	4.17%	5
<b>TOTAL</b>		<b>120</b>

## Q12 The rights and responsibilities of citizenship are reinforced in my child's school.

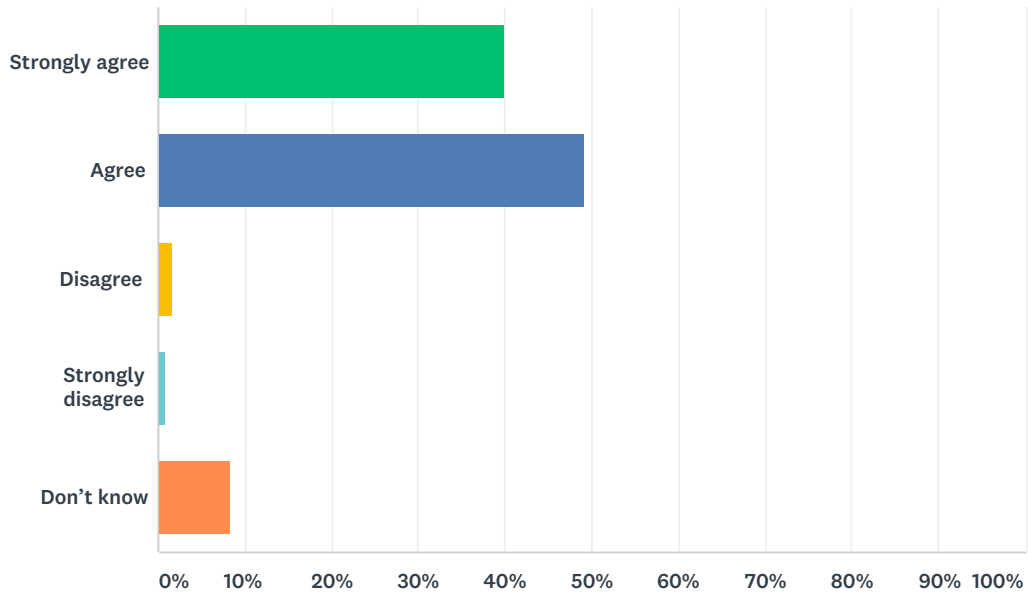
Answered: 120 Skipped: 10



ANSWER CHOICES	RESPONSES	
Strongly agree	25.00%	30
Agree	54.17%	65
Disagree	4.17%	5
Strongly disagree	0.83%	1
Don't know	15.83%	19
<b>TOTAL</b>		<b>120</b>

### Q13 The school staff care about my child.

Answered: 120 Skipped: 10

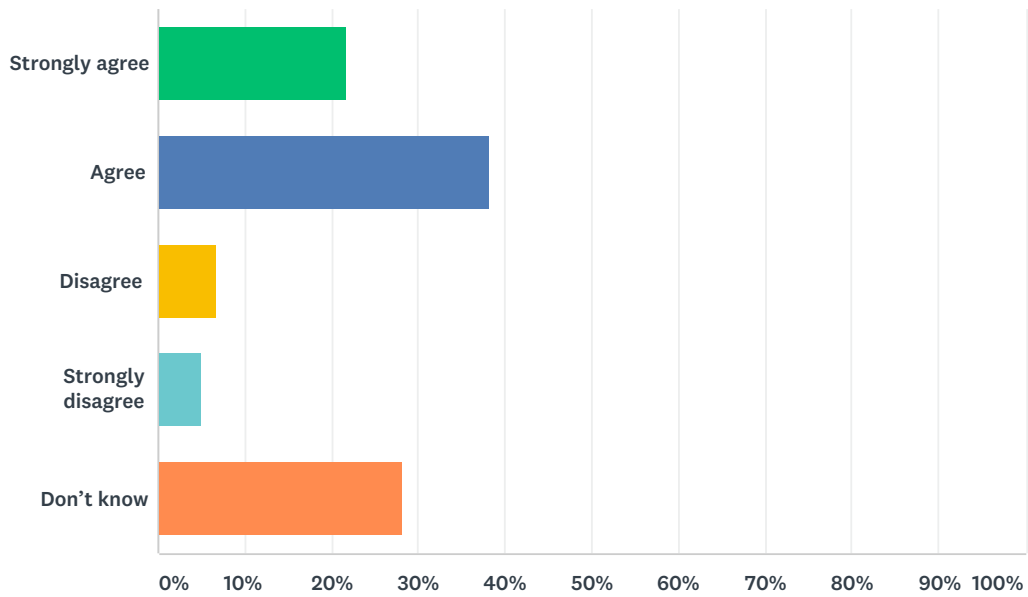


ANSWER CHOICES	RESPONSES	
Strongly agree	40.00%	48
Agree	49.17%	59
Disagree	1.67%	2
Strongly disagree	0.83%	1
Don't know	8.33%	10
<b>TOTAL</b>		<b>120</b>



## Q14 Discipline is handled in a fair and reasonable manner in my child's school.

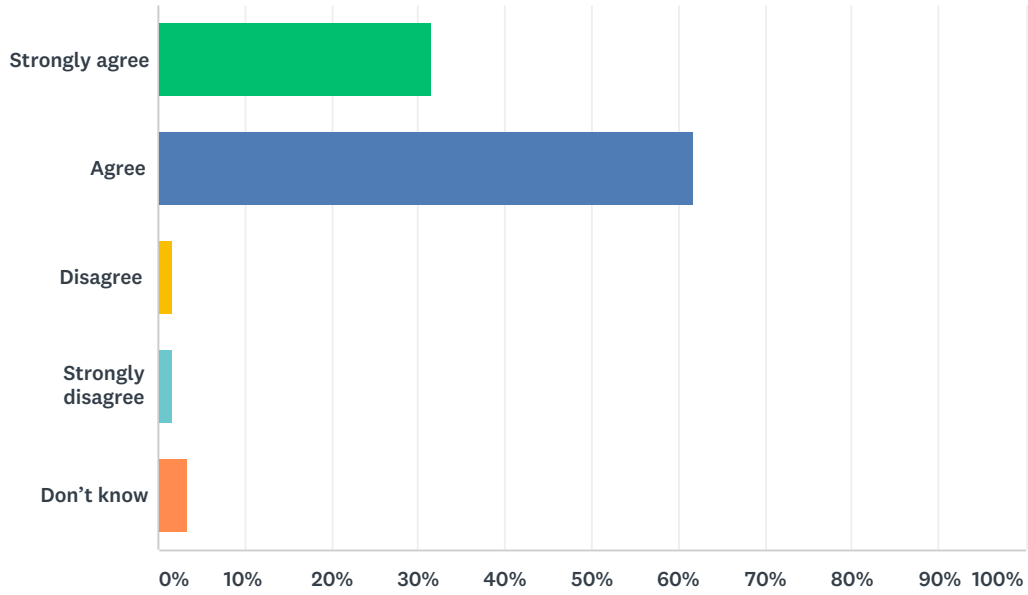
Answered: 120 Skipped: 10



ANSWER CHOICES	RESPONSES	
Strongly agree	21.67%	26
Agree	38.33%	46
Disagree	6.67%	8
Strongly disagree	5.00%	6
Don't know	28.33%	34
<b>TOTAL</b>		<b>120</b>

### Q15 My child's school is safe.

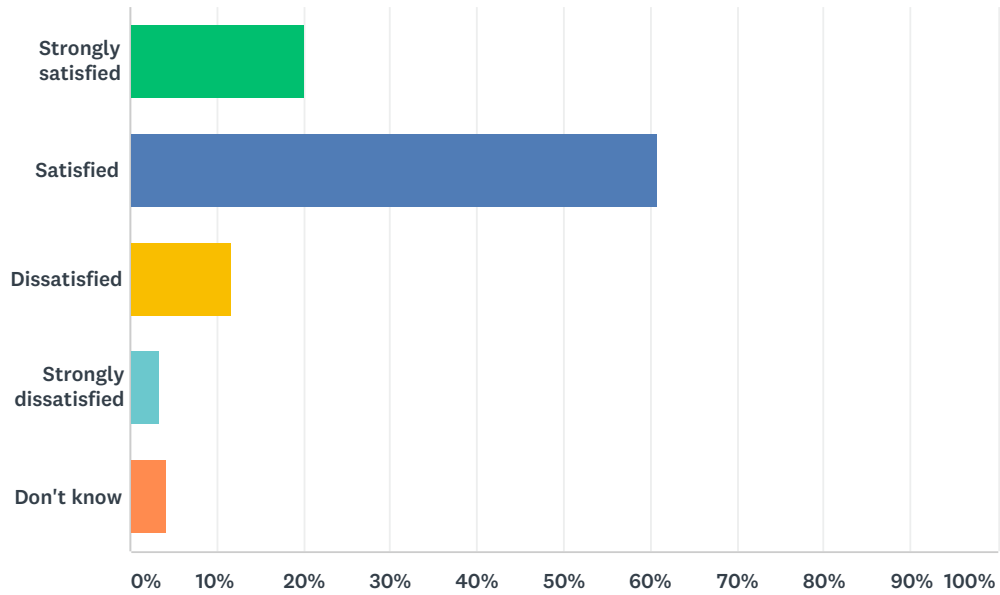
Answered: 120 Skipped: 10



ANSWER CHOICES	RESPONSES	
Strongly agree	31.67%	38
Agree	61.67%	74
Disagree	1.67%	2
Strongly disagree	1.67%	2
Don't know	3.33%	4
<b>TOTAL</b>		<b>120</b>

## Q16 How satisfied are you with the resources available to support your child's learning?

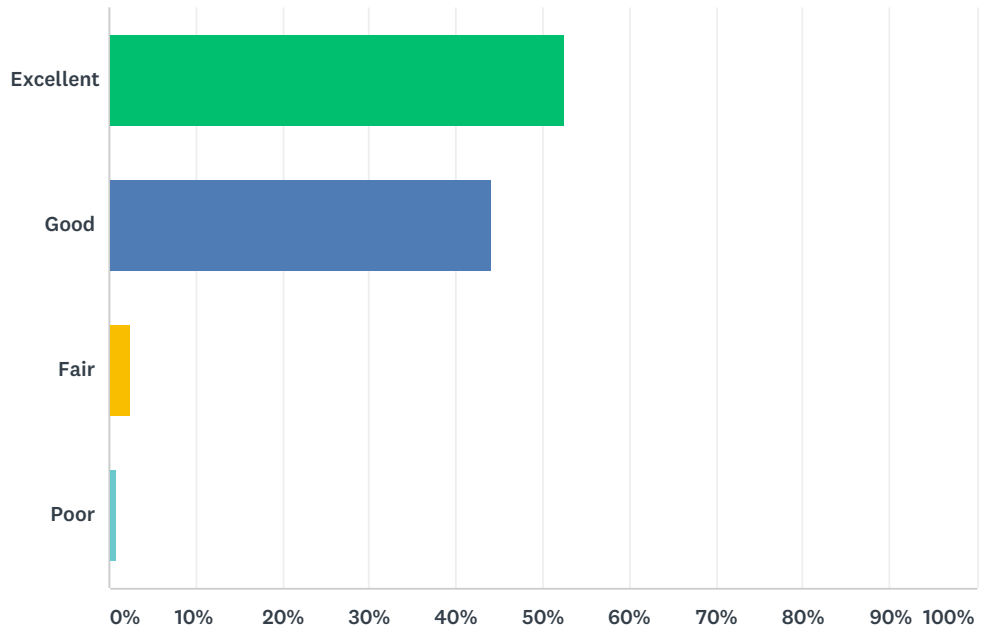
Answered: 120 Skipped: 10



ANSWER CHOICES	RESPONSES	
Strongly satisfied	20.00%	24
Satisfied	60.83%	73
Dissatisfied	11.67%	14
Strongly dissatisfied	3.33%	4
Don't know	4.17%	5
<b>TOTAL</b>		<b>120</b>

### Q17 How would you rate the physical condition of your child's school?

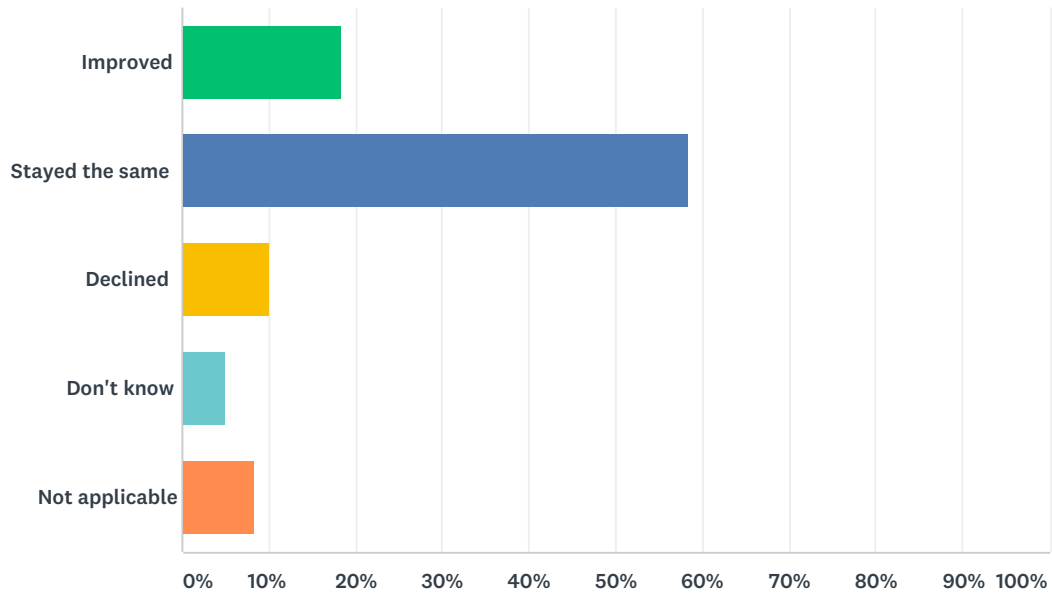
Answered: 120 Skipped: 10



ANSWER CHOICES	RESPONSES	
Excellent	52.50%	63
Good	44.17%	53
Fair	2.50%	3
Poor	0.83%	1
TOTAL		120

## Q18 In your opinion, has the quality of education your child has experienced at school improved, stayed the same or declined in the past three years?

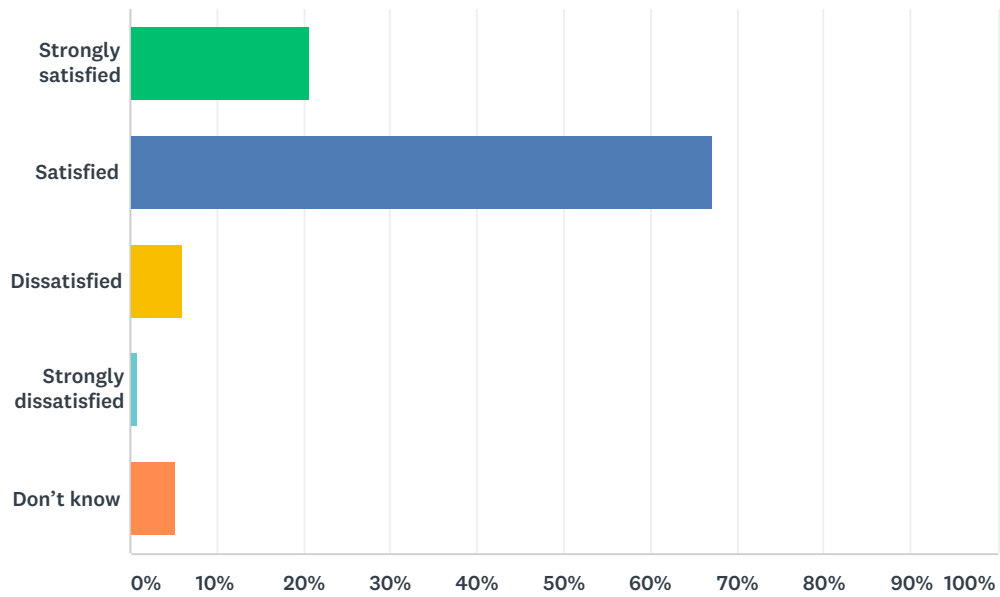
Answered: 120 Skipped: 10



ANSWER CHOICES	RESPONSES	
Improved	18.33%	22
Stayed the same	58.33%	70
Declined	10.00%	12
Don't know	5.00%	6
Not applicable	8.33%	10
<b>TOTAL</b>		<b>120</b>

## Q19 How satisfied are you with the opportunity to be involved in decisions at your child's school?

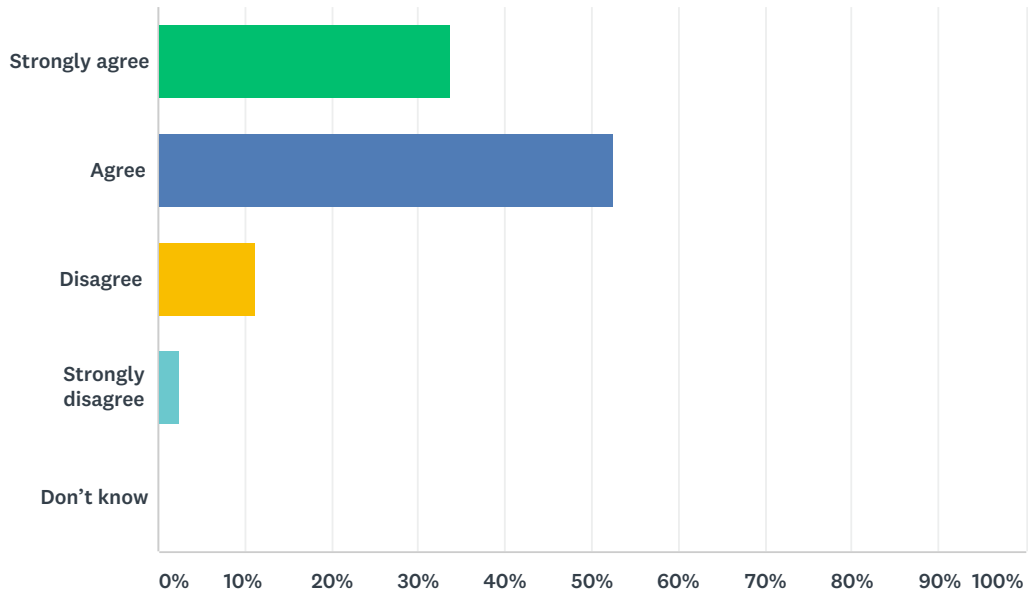
Answered: 116 Skipped: 14



ANSWER CHOICES	RESPONSES	
Strongly satisfied	20.69%	24
Satisfied	67.24%	78
Dissatisfied	6.03%	7
Strongly dissatisfied	0.86%	1
Don't know	5.17%	6
<b>TOTAL</b>		<b>116</b>

## Q20 The school keeps me informed about my child's progress and achievement.

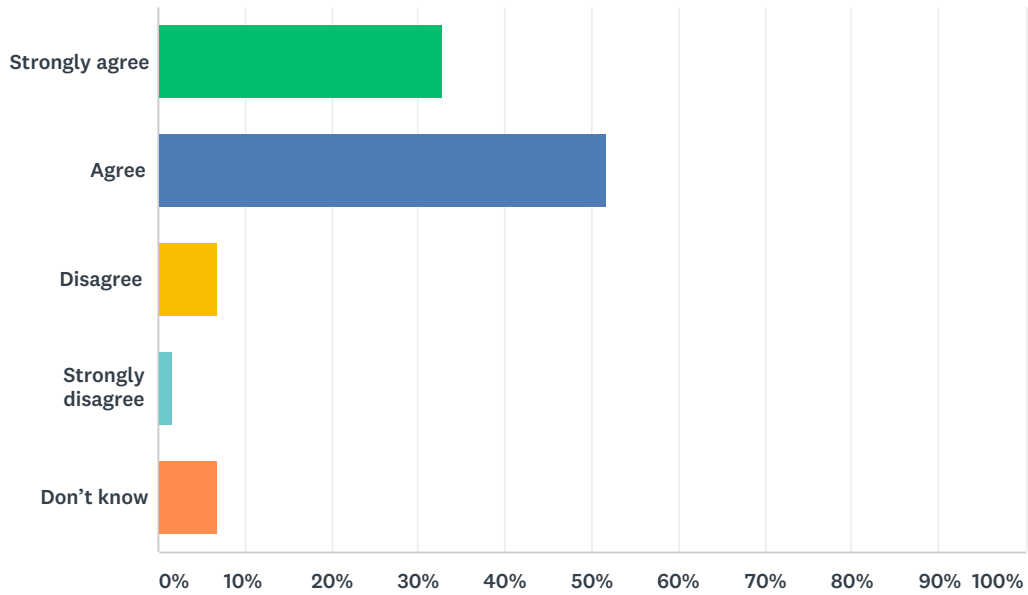
Answered: 116 Skipped: 14



ANSWER CHOICES	RESPONSES	
Strongly agree	33.62%	39
Agree	52.59%	61
Disagree	11.21%	13
Strongly disagree	2.59%	3
Don't know	0.00%	0
<b>TOTAL</b>		<b>116</b>

## Q21 There is open and honest communication within my child's school.

Answered: 116 Skipped: 14

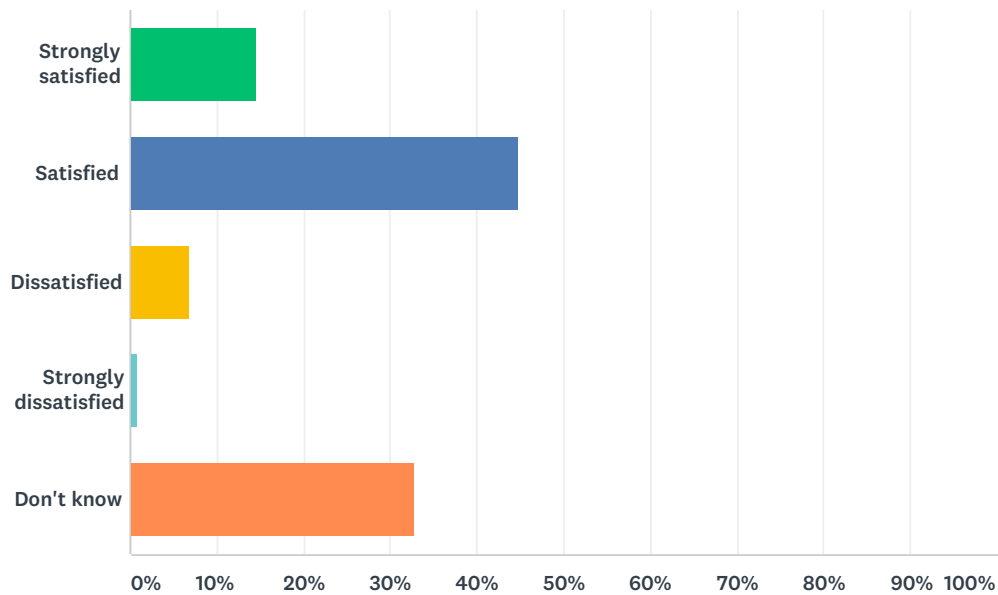


ANSWER CHOICES	RESPONSES	
Strongly agree	32.76%	38
Agree	51.72%	60
Disagree	6.90%	8
Strongly disagree	1.72%	2
Don't know	6.90%	8
<b>TOTAL</b>		<b>116</b>



Q22 How satisfied are you with the community partnerships that may be established at your school? For example: Saffron, KEYS program, Green Certificate, lunch programs, after-school programs, RAP, Tools for School, Scratch Day, Entrepreneurial Adventure, scholarships/grants, etc.

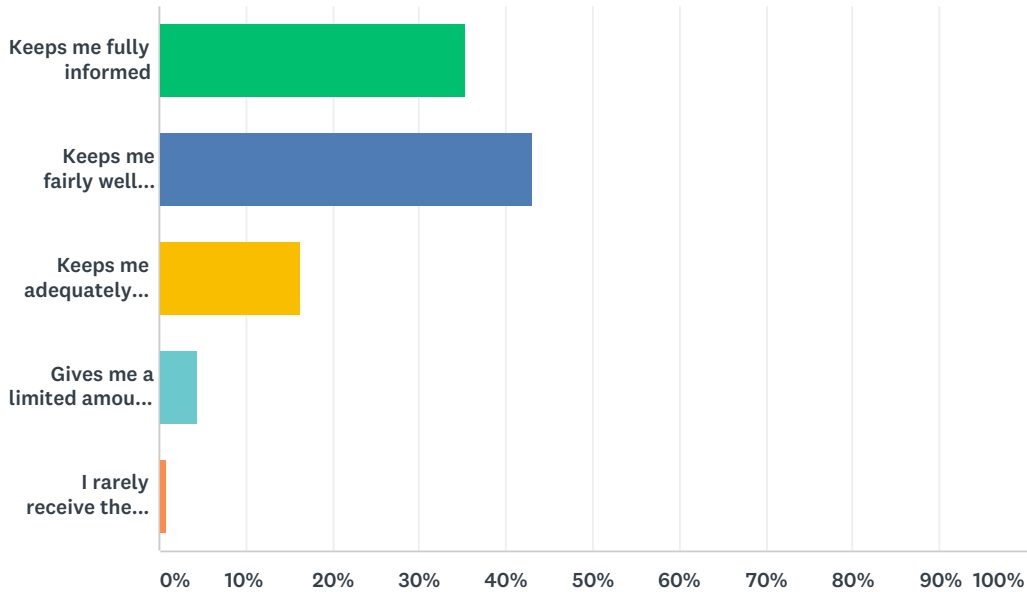
Answered: 116 Skipped: 14



ANSWER CHOICES	RESPONSES	
Strongly satisfied	14.66%	17
Satisfied	44.83%	52
Dissatisfied	6.90%	8
Strongly dissatisfied	0.86%	1
Don't know	32.76%	38
<b>TOTAL</b>		<b>116</b>

Q23 Elk Island Public Schools appreciates the opportunity to stay connected with parents about news, activities, programs and other matters of importance. What is your impression of the communication you receive from your child's school?

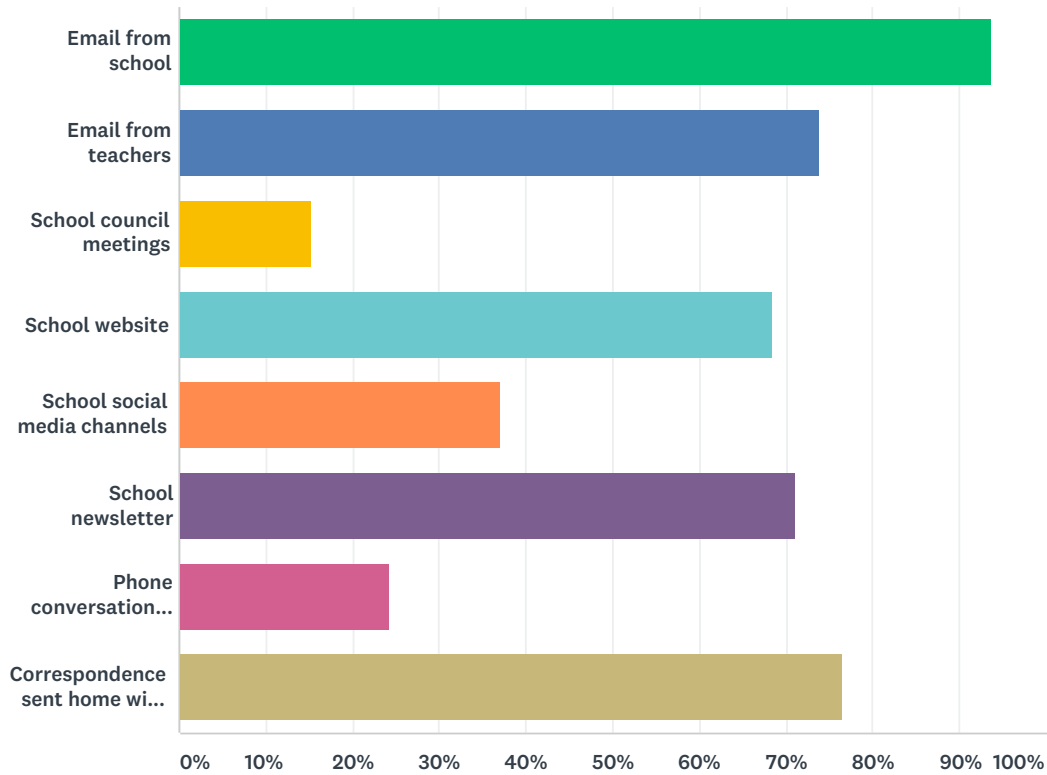
Answered: 116 Skipped: 14



ANSWER CHOICES	RESPONSES	
Keeps me fully informed	35.34%	41
Keeps me fairly well informed	43.10%	50
Keeps me adequately informed	16.38%	19
Gives me a limited amount of information	4.31%	5
I rarely receive the information I need	0.86%	1
<b>TOTAL</b>		<b>116</b>

## Q24 Do you regularly make use of the following to keep up to date on school activities, programs, etc.? Check all that apply.

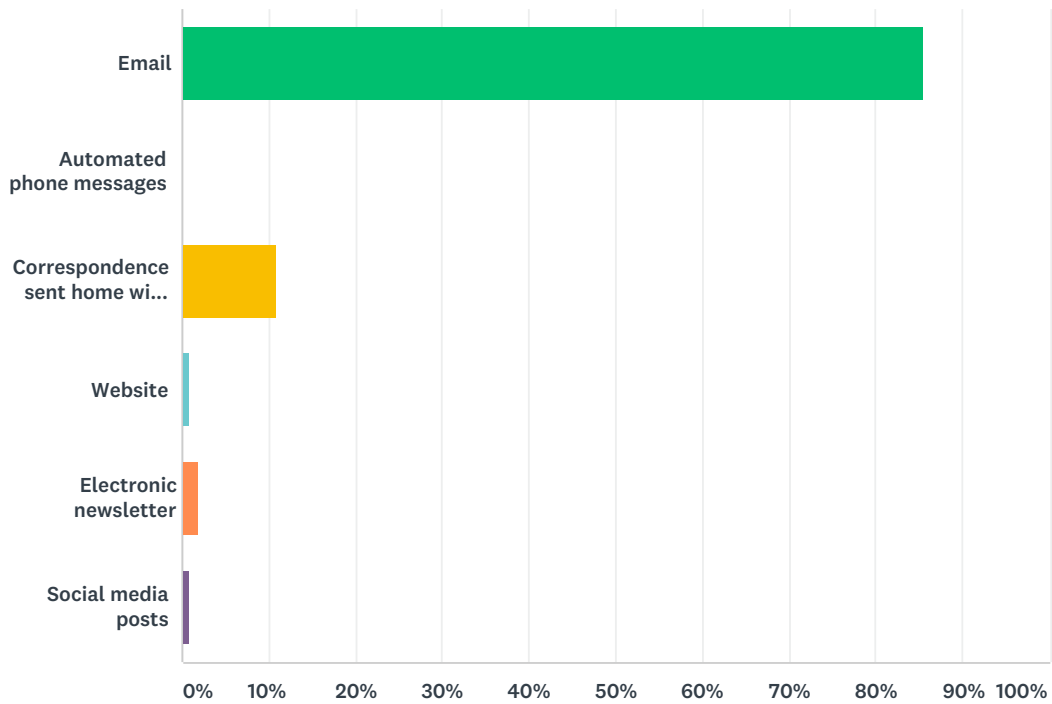
Answered: 111 Skipped: 19



ANSWER CHOICES	RESPONSES	
Email from school	93.69%	104
Email from teachers	73.87%	82
School council meetings	15.32%	17
School website	68.47%	76
School social media channels	36.94%	41
School newsletter	71.17%	79
Phone conversations with school and/or teachers	24.32%	27
Correspondence sent home with your child	76.58%	85
Total Respondents: 111		

## Q25 What is your most preferred method of communication from the school and Division?

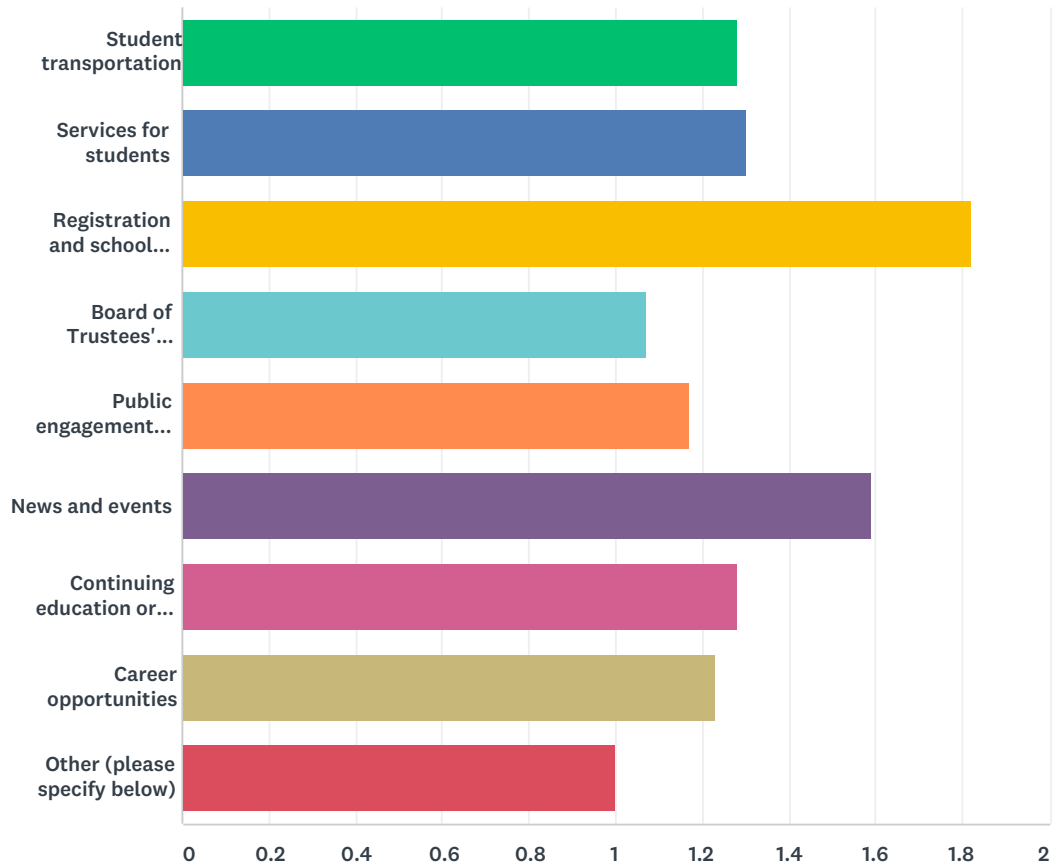
Answered: 111 Skipped: 19



ANSWER CHOICES	RESPONSES	
Email	85.59%	95
Automated phone messages	0.00%	0
Correspondence sent home with your child	10.81%	12
Website	0.90%	1
Electronic newsletter	1.80%	2
Social media posts	0.90%	1
<b>TOTAL</b>		<b>111</b>

## Q26 Do you visit the Division website (www.eips.ca) for information on:

Answered: 111 Skipped: 19



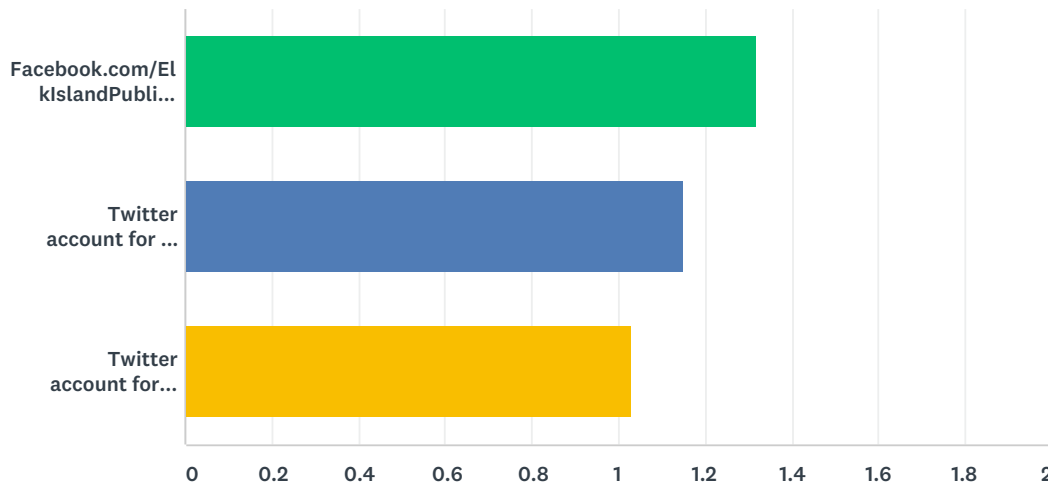
	YES	NO	TOTAL	WEIGHTED AVERAGE
Student transportation	27.93% 31	72.07% 80	111	1.28
Services for students	29.73% 33	70.27% 78	111	1.30
Registration and school boundaries	81.98% 91	18.02% 20	111	1.82
Board of Trustees' meetings	7.21% 8	92.79% 103	111	1.07
Public engagement initiatives	17.12% 19	82.88% 92	111	1.17
News and events	58.56% 65	41.44% 46	111	1.59
Continuing education or summer courses	27.93% 31	72.07% 80	111	1.28
Career opportunities	23.42% 26	76.58% 85	111	1.23
Other (please specify below)	0.00% 0	100.00% 111	111	1.00

## EIPS Parent Survey 2017-18

#	OTHER:	DATE
1	none	3/10/2018 12:29 PM
2	School Calendar	3/6/2018 9:05 AM

### Q27 Elk Island Public Schools shares news and information on its social media channels. Do you follow:

Answered: 111 Skipped: 19



	YES	NO	TOTAL	WEIGHTED AVERAGE
Facebook.com/ElkIslandPublicSchools	31.53% 35	68.47% 76	111	1.32
Twitter account for the Division (@eips)	15.32% 17	84.68% 94	111	1.15
Twitter account for EIPS Student Transportation (@eipsST)	2.70% 3	97.30% 108	111	1.03